


Industrial Space Available

09-Sep-2008

ADDRESS	Rentable Square Feet	POWER	LOADING DOOR	1st year Net Rent	2008 Estimated TMI/CAC	Additional Comments
2030-2060 Ellesmere Rd.	NEW BUILDINGS TO BE CONSTRUCTED					Ellesmere just west of Markham Rd. available Spring/Summer 2009 <small>(MLS - STEVE CONNELL & SANDI SPEVAK @ C&W LEPAGE)</small>
	NOW 73% PRE-LEASED					
2056 ELLESMERE RD.						
UNIT 1	5,357	550V	TRUCK LEVEL	\$7.95	\$4.50	20' CLEAR HEIGHT /10% OFFICE
UNIT 2	2,679	550V	TRUCK LEVEL	\$7.95	\$4.50	20' CLEAR HEIGHT /10% OFFICE
UNIT 3	2,679	550V	TRUCK LEVEL	\$7.95	\$4.50	20' CLEAR HEIGHT /10% OFFICE
UNIT 1, 2 & 3	10,715	550V	TRUCK LEVEL	\$6.95	\$4.50	20' CLEAR HEIGHT /10% OFFICE
UNIT 1 + 2	8,036	550V	TRUCK LEVEL	\$6.95	\$4.50	20' CLEAR HEIGHT /10% OFFICE
UNIT 2 & 3	5,358	550V	TRUCK LEVEL	\$7.95	\$4.50	20' CLEAR HEIGHT /10% OFFICE
1960 Ellesmere Rd.						
unit 9	4,000	500v	truck level	\$5.15	\$3.43	15% office



contact Steve or Larry Goldberger at (416) 431-9622 fax: (416) - 431-9797

E-mail: LARRY: larrygoldberger@rogers.com ~ STEVE: aldgate@rogers.com

KEEP UP TO DATE WITH OUR LISTINGS INFO BY CHECKING OUR WEBSITE:

www.aldgategroup.com

The Aldgate Group, 2100 Ellesmere Rd., Suite 200 Toronto, ON M1H 3B7

Industrial Space Available

09-Sep-2008

ADDRESS	Rentable Square Feet	POWER	LOADING DOOR	1st year Net Rent	2008 Estimated TMI/CAC	Additional Comments
2030-2060 Ellesmere Rd.	NEW BUILDINGS TO BE CONSTRUCTED					Ellesmere just west of Markham Rd.
	NOW 73% PRE-LEASED					available Spring/Summer 2009 <small>(MLS - STEVE CONNELL & SANDI SPEVAK @ C&W LEPAGE)</small>
2056 ELLESMERE RD.						
UNIT 1	5,357	550V	TRUCK LEVEL	\$7.95	\$4.50	20' CLEAR HEIGHT /10% OFFICE
UNIT 2	2,679	550V	TRUCK LEVEL	\$7.95	\$4.50	20' CLEAR HEIGHT /10% OFFICE
UNIT 3	2,679	550V	TRUCK LEVEL	\$7.95	\$4.50	20' CLEAR HEIGHT /10% OFFICE
UNIT 1, 2 & 3	10,715	550V	TRUCK LEVEL	\$6.95	\$4.50	20' CLEAR HEIGHT /10% OFFICE
UNIT 1 + 2	8,036	550V	TRUCK LEVEL	\$6.95	\$4.50	20' CLEAR HEIGHT /10% OFFICE
UNIT 2 & 3	5,358	550V	TRUCK LEVEL	\$7.95	\$4.50	20' CLEAR HEIGHT /10% OFFICE
1960 Ellesmere Rd.						
unit 9	4,000	500v	truck level	\$5.15	\$3.43	15% office



contact Steve or Larry Goldberger at (416) 431-9622 fax: (416) - 431-9797

E-mail: LARRY: larrygoldberger@rogers.com ~ STEVE: aldgate@rogers.com


KEEP UP TO DATE WITH OUR LISTINGS INFO BY CHECKING OUR WEBSITE:

www.aldgategroup.com

The Aldgate Group, 2100 Ellesmere Rd., Suite 200 Toronto, ON M1H 3B7

Industrial Space Available

09-Sep-2008

ADDRESS	Rentable Square Feet	POWER	LOADING DOOR	1st year Net Rent	2008 Estimated TMI/CAC	Additional Comments
2030-2060 Ellesmere Rd.	NEW BUILDINGS TO BE CONSTRUCTED					Ellesmere just west of Markham Rd. available Spring/Summer 2009 <small>(MLS - STEVE CONNELL & SANDI SPEVAK @ C&W LEPAGE)</small>
	NOW 73% PRE-LEASED					
2056 ELLESMERE RD.						
UNIT 1	5,357	550V	TRUCK LEVEL	\$7.95	\$4.50	20' CLEAR HEIGHT /10% OFFICE
UNIT 2	2,679	550V	TRUCK LEVEL	\$7.95	\$4.50	20' CLEAR HEIGHT /10% OFFICE
UNIT 3	2,679	550V	TRUCK LEVEL	\$7.95	\$4.50	20' CLEAR HEIGHT /10% OFFICE
UNIT 1, 2 & 3	10,715	550V	TRUCK LEVEL	\$6.95	\$4.50	20' CLEAR HEIGHT /10% OFFICE
UNIT 1 + 2	8,036	550V	TRUCK LEVEL	\$6.95	\$4.50	20' CLEAR HEIGHT /10% OFFICE
UNIT 2 & 3	5,358	550V	TRUCK LEVEL	\$7.95	\$4.50	20' CLEAR HEIGHT /10% OFFICE
1960 Ellesmere Rd.						
unit 9	4,000	500v	truck level	\$5.15	\$3.43	15% office



contact Steve or Larry Goldberger at (416) 431-9622 fax: (416) - 431-9797
E-mail: LARRY: larrygoldberger@rogers.com ~ STEVE: aldgate@rogers.com


KEEP UP TO DATE WITH OUR LISTINGS INFO BY CHECKING OUR WEBSITE:

www.aldgategroup.com

The Aldgate Group, 2100 Ellesmere Rd., Suite 200 Toronto, ON M1H 3B7

Industrial Space Available

09-Sep-2008

ADDRESS	Rentable Square Feet	POWER	LOADING DOOR	1st year Net Rent	2008 Estimated TMI/CAC	Additional Comments
2030-2060 Ellesmere Rd.	NEW BUILDINGS TO BE CONSTRUCTED					Ellesmere just west of Markham Rd. available Spring/Summer 2009 <small>(MLS - STEVE CONNELL & SANDI SPEVAK @ C&W LEPAGE)</small>
	NOW 73% PRE-LEASED					
2056 ELLESMERE RD.						
UNIT 1	5,357	550V	TRUCK LEVEL	\$7.95	\$4.50	20' CLEAR HEIGHT /10% OFFICE
UNIT 2	2,679	550V	TRUCK LEVEL	\$7.95	\$4.50	20' CLEAR HEIGHT /10% OFFICE
UNIT 3	2,679	550V	TRUCK LEVEL	\$7.95	\$4.50	20' CLEAR HEIGHT /10% OFFICE
UNIT 1, 2 & 3	10,715	550V	TRUCK LEVEL	\$6.95	\$4.50	20' CLEAR HEIGHT /10% OFFICE
UNIT 1 + 2	8,036	550V	TRUCK LEVEL	\$6.95	\$4.50	20' CLEAR HEIGHT /10% OFFICE
UNIT 2 & 3	5,358	550V	TRUCK LEVEL	\$7.95	\$4.50	20' CLEAR HEIGHT /10% OFFICE
1960 Ellesmere Rd.						
unit 9	4,000	500v	truck level	\$5.15	\$3.43	15% office



contact Steve or Larry Goldberger at (416) 431-9622 fax: (416) - 431-9797
E-mail: LARRY: larrygoldberger@rogers.com ~ STEVE: aldgate@rogers.com

KEEP UP TO DATE WITH OUR LISTINGS INFO BY CHECKING OUR WEBSITE:

www.aldgategroup.com

The Aldgate Group, 2100 Ellesmere Rd., Suite 200 Toronto, ON M1H 3B7